

*An empirical study on behavioural intention to re-use
e-learning systems in rural China*

Yan Li, Yanqing Duan*, Zetian Fu and Philip Alford

Yan Li, is an associate professor in the International College at Beijing, China Agricultural University, Beijing, China, 100083, email: icbliyan@cau.edu.cn

Yanqing Duan is a professor of Information Systems in the Business and Management Research Institute, University of Bedfordshire, Luton, LU1 3JU, UK. Email: yanqing.duan@beds.ac.uk

Zetian Fu is a vice president and professor of China Agricultural University, Beijing, China, 100083, email: fzt@cau.edu.cn

Philip Alford is a senior lecturer in the School of Tourism, Bournemouth University, Poole, Dorset, BH12 5BB, email: palford@bournemouth.ac.uk

* - Corresponding author
Professor Yanqing Duan,
Business and Management Research Institute,
University of Bedfordshire,
Luton, LU1 3JU, UK.
Email: Yanqing.duan@beds.ac.uk

Abstract

The learner's acceptance of e-learning systems has received extensive attention in prior studies, but how their experience of using e-learning systems impacts on their behavioral intention to re-use those systems has attracted limited research. As the applications of e-learning are still gaining momentum in developing countries, such as China, it is necessary to examine the relationships between e-learners' experience and perceptions and their behavioral intention to re-use because it is argued that system re-use is an important indicator of the system's success. Therefore, a better understanding of the multiple factors affecting the e-learner's intention to re-use could help e-learning system researchers and providers to develop more effective and acceptable e-learning systems. Underpinned by the information system success model, technology acceptance model, and self-efficacy theory, a theoretical framework was developed to investigate the learner's behavioral intention to re-use e-learning systems. A total of 280 e-learners were surveyed to validate the measurements and proposed research model. The results demonstrated that e-learning service quality, course quality, perceived usefulness, perceived ease of use, and self-efficacy had direct effects on users' behavioral intention to re-use. System functionality and system response have an indirect effect, but system interactivity had no significant effect. Furthermore, self-efficacy affected perceived ease of use which positively influenced perceived usefulness.

Practitioner notes:

What is already known about this topic:

- Internet has provided great opportunities for continuous education through e-learning in rural areas of China
- Many factors affect initial e-learning adoption
- Limited attentions have been paid to examine the relationships between e-learners' experience and perceptions and their behavioural intention to re-use e-learning systems, which is an important indicator of the system's success.

What this paper adds:

- A first attempt to study how e-learners' experience and perceptions affect their intention to re-use e-learning systems in the context of rural education in China.
- Proposed and validated a hybrid model underpinned by information systems success model, technology acceptance model and self-efficacy theory.
- An effective model to explain the relationships between contributing factors and their affect on behavioural intention of users to re-use an e-learning system.
- Identified key factors and the extent of their impact on e-learning system re-use which will enable e-learning providers to be more focused with their effort and work more effectively on future improvement.

Implications for practice:

- It is essential for system designers to use appropriate system features and functions which can effectively facilitate the teaching and learning processes and outcomes.
- As the course quality significantly affects the learner's intention to re-use an e-learning system, pedagogical principles, including principles of developing and structuring the course content, should be employed in the development and evaluation of relevant curriculum. E-learning content developed for learners in rural areas of China must be practical and relevant to learners' personal development goals and work requirements, so the learners can benefit from the learning outcomes and improve their work performance eventually.
- A perfectly designed e-learning system will only work well with appropriate e-learning service. Human interaction as an important part of services must not be underestimated and eliminated.
- As perceived ease of use has a strong impact on e-learning success, e-learning providers in China must consider the low education level of people living in rural areas and take effective measures to improve the ease of use.

1 Introduction

The development of Information and Communication Technologies (ICTs) has provided significant opportunities for education suppliers to explore and develop new ways of delivering educational programmes. As a result, e-learning has become an emerging phenomenon in revolutionising processes and environments in which teaching and learning can take place. Compared with classroom based teaching and learning, e-learning has received considerable attention due to its flexibility, low cost and convenience. These characteristics make it a potentially attractive option for rural users. According to the National Bureau of Statistics of China (NBS), the rural population accounted for 54 per cent of the total population in 2008. Due to the backwardness of rural economic development and inadequate financial resources, the improvement of rural education has been seriously restricted (NBS, 2008). The statistical data showed that 9.5 per cent of rural labourers were illiterate, 86.2 per cent are educated up to the junior high school level which is the nine-year compulsory education in China, only 4.3 per cent received an education at high school-level or above (NBS, 2008). The low education level of the rural population seriously hinders the development of the rural economy. Therefore, continuous

education plays an important role in improving the knowledge and skills of people living in rural areas. The rapid development of Internet technologies has provided opportunities for people to participate in adult continuous study through e-learning because e-learning offers affordable new educational opportunities that were not available before.

With continuous public investment in Internet infrastructure in China, the Internet coverage has been extended to many rural areas, especially in more developed regions. The China Internet Network Information Center (CNNIC) reported that rural Internet users have increased to 84.6 million at a rate of 60 per cent per year (CNNIC, 2009). E-learning has been considered as an efficient solution for expanding adult education and vocational training in rural areas (Ministry of Agriculture, 2005). Although the applications of e-learning have been enhanced by the government promotion programs and the rapid penetration of the Internet into the rural regions, only 1.6 per cent of a 700 million-strong rural population registered in e-learning programs in 2009, despite the fact that many higher education institutions offer e-learning curriculum and training course in rural areas (CNNIC, 2010).

According to a survey of 150 e-learning courses by Guo and Yuan (2009), there was a lack of andragogy in developing e-learning materials. Lang (2006) and Guo (2006) indicated that system service and system design were factors that could impact system usage and student motivation. This limited research on e-learning implementation in China has shed light on some of the potential problems and challenges. To overcome these challenges and promote wider applications of e-learning systems, it is imperative to understand the factors affecting e-learning success. Although e-learning research has attracted much attention over the last decade, it can be characterised by a diversity of studies in a wide range of contexts using a variety of variables and models (McGill and Klobas 2009). As e-learning system success is a multifaceted outcome and can be highly contextual, it is difficult to decide what findings and outcomes reported in the literature are applicable to helping understand the e-learning system success in our context of rural areas of China.

It is argued in this paper that the behavioural ‘intention to re-use’ can be an appropriate indicator for understanding the success of the e-learning system. Therefore, this study aims to examine how e-learners’ experience and perceptions in using existing e-learning systems in the rural areas of China affect their behavioural intention to re-use by developing and empirically validating an integrated theoretical framework based on the Technology Acceptance Model (TAM), Information System Success (ISS) model and self-efficacy theory.

2 Theoretical background and research model

E-learning system research has been well reported in the literature. McGill and Klobas (2009) provide a comprehensive analysis on e-learning success research and acknowledge that one of the major foci has been the adoption and continuance of use (McGill and Klobas 2009). Many factors may contribute to e-learning system adoption, use and behavioural intention to re-use, so a number of theories have been used or adapted to examine the main factors affecting e-learning system success. TAM is one of the most popular models used. In addition to TAM, the ISS model and self-efficacy theory have also been employed or adapted in research on information technology acceptance, usage and success; each of these approaches has its own strengths and limitations as discussed in the following section. Limited attempts have been reported in developing and validating modified or extended theoretical models in the context of e-learning in China, but the explanatory power of the models tested are low (e.g. van Raaij and Schepers, 2008, Duan *et al.*, 2010). It is argued that intention to re-use e-learning systems, which is regarded as an effective measure for system success, can be affected by multiple key factors pertinent to the technology, users and application context. Therefore, a comprehensive framework can be developed to provide a holistic view of factors affecting the intention to re-use. Based on TAM, ISS model and self-efficacy theory, an integrated hybrid research model was proposed and its related constructs were established. This research model was used to inform the development

of research hypotheses and the survey design. The following sections explain the relevant theories incorporated in the proposed hybrid model.

2.1 Information system success model

Based on a thorough and systematic analysis of research publications, DeLone and McLean (2003) developed an information system (IS) success model as shown in Fig. 1. The model identified six interrelated dimensions of IS success which can be measured by system quality, information quality, service quality, intention to system use/use, user's satisfaction and net benefits. System quality was defined as the desirable characteristics of an IS, and information quality is defined as the desirable characteristics of the system output. Service quality is the quality of the support that system users receive from the IS department and IT support personnel. System use is defined as the degree of utilization; intention to use is how likely it is the users intend to use the system; and net benefit is the extent to which the IS is contributing to the success of individuals, groups, organizations, industries, and nations. According to DeLone and McLean, net benefits are the most important success measures as they capture the overall impact of the system in use. The six dimensions were proved to have temporal and causal interdependencies.

(Fig 1. Information system success model is about here.)

A number of research papers attempted to validate or apply the modified ISS model in various fields of IS studies (e.g. Heo & Han, 2003; Wang, Wang & Shee, 2007). Although an e-learning system is the application of IS, limited attempts have been made to apply the ISS model in e-learning system research. For instance, only a few publications reported on the application of the ISS model in e-learning (e.g. Wang, Wang & Shee, 2007; Lee & Lee, 2008).

2.2 Technology acceptance model

Developed by Davis, Bagozzi and Warshaw (1989), TAM model is generally referred to as the most influential and commonly employed theory in information systems (Lau and Woods 2008, Lee et al. 2003). According to TAM, perceived usefulness and perceived ease of use affect the user's intention to use and their actual use. In TAM, perceived usefulness was defined as the degree to which a person believes that using a particular system would enhance his/her job performance and perceived ease of use is the degree to which a person believes that using a particular system would be free of physical and mental effort. In 1996, Davis and Venkatesh modified the TAM model and suggested that perceived usefulness and perceived ease of use had the direct effect on the individual's intention to use the system (Fig. 2). Intention to use was defined as the degree to which users intend to adopt the technology or to increase their usage. In the meanwhile, the system characteristics only have the mediating effect on the intention through perceived usefulness and perceived ease of use. Additionally, perceived ease of use directly impacts on the perceived usefulness.

(Fig. 2. Technology acceptance model is about here)

A number of studies have applied TAM to examine the acceptance and effectiveness of e-learning system use (e.g. Liao & Lu, 2008; Lau and Woods 2008; Ong & Lai, 2006). In spite of its popularity and considerable empirical support, TAM has been criticised for parsimony (Hu, Hu, Clark & Ma, 2003). Attempts have been made to extend and integrate TAM with other models and theories, such as the hybrid models based on TAM and SDT (self-determined theory) (Roca & Gagne, 2008), TAM and UTAUT (unified theory of acceptance and usage of technology) model (van Raaij & Schepers, 2008), TAM and TPB (theory of planned behaviour) model (Liaw, Huang & Chen, 2007).

Although TAM is generally referred to as the most influential and commonly employed theory in IS, it has also received criticisms and concern for its dominance in IS research. Benbasat and Barki (2007) point out that the intense focus on TAM has led to several problems: one of them is the diversion of

researchers' attention away from other important phenomena. For example, TAM based research paid limited attention to the system design and evaluation. Thus, Benbasat and Barki (2007) call for more innovative and comprehensive approaches to fully understand the factors affecting IS adoption and use.

2.3 Self-efficacy theory

With the rapid development and applications of ICTs, e-learning systems have evolved rapidly from simply delivering teaching materials to facilitating teaching and learning in a complex virtual environment. An increasing number of studies begin to examine the learner's cognition in e-learning environment (e.g. Hu, Hu, Clark & Ma, 2003, Ong and Lai, 2006). In fact, cognition theory has been adopted in many education studies. Developed by psychologist Bandura (1977), Social Cognition Theory (SCT) is one of the main directions in examining the motivation of learning. Standing at the very core of SCT, self-efficacy is based on the belief in one's effectiveness in performing specific tasks. It was further elaborated that people may passively tend to avoid a difficult task if they find that the task exceeds their coping skills, but may actively engage in a task if they find themselves capable of performing the task.

In the e-learning context, self-efficacy is defined as "confidence in one's ability to perform certain learning tasks using an e-learning system" (Pituch & Lee, 2006). Self-efficacy has become commonly used by researchers for investigating the individual's e-learning behaviour. For instance, prior studies have identified that self-efficacy influenced both the intention to engage in e-learning and the subsequent performance (e.g. Hu, Hu, Clark & Ma, 2003, Ong and Lai, 2006). In Lim's (2000) research, self-efficacy was found to be a good predictor of adult e-learner's satisfaction.

2.4 The research model

Having reviewed various influential theories and critique about limitations of TAM in capturing the full picture of multidimensional factors affecting a system adoption and use (e.g. Benbasat and Barki 2007), an integrated hybrid research model is proposed and shown in Fig. 3. As intention to use is a common dimension in the TAM and ISS models, the proposed research model is developed to categorize the various factors influencing intention to use. Based on the related empirical study by Pituch and Lee (2006), this study measures the system characteristics with three constructs: system functionality, system response and system interactivity. As the system characteristics and system quality have similar measures, only the other three core dimensions in ISS model, which are service quality, course quality and intention to use, were adopted in the research model. Self-efficacy was posited to have a direct influence on the behavioural intention to system re-use.

(Fig. 3. Research model is about here)

Based on the research model, 12 hypotheses were postulated for empirical validation. Table 1 shows the statements of 12 research hypotheses.

(Table 1. Research hypotheses is about here)

3 Research methodology

3.1 Measurement instruments

To measure the latent variables of the model, items were mainly adapted from validated instruments reported in the relevant studies. All items were reviewed by e-learning experts and researchers in the field. Items related to independent variables were modified and reviewed by experts to ensure their relevance to the e-learning system context of the present study.

As shown in Table 2, the survey instruments consisted of 32 items to evaluate nine constructs of the proposed model. System functionality refers to “the perceived ability of an e-learning system to provide flexible access to instructional and assessment media” (Pituch and Lee, 2006, P.225). According to the guidelines by Pituch and Lee (2006), it was measured by 5 items in our study, with one item removed in relation to the study context. Systems interactivity refers to “the interactions among students themselves, the interactions between faculty and students, and the collaboration in learning that results from these interactions” (Palloff and Pratt (1999, P.5). System response is defined by Pituch and Lee, 2006 as “the degree to which a learner perceives that the response from the e-learning system is fast, consistent, and reasonable.” (P.225). Following the recommendation of Pituch and Lee (2006), three items were adapted and modified to assess system interactivity and system response respectively.

Systems service quality refers to the quality of the support that e-learning system users receive from the teaching staff and IT support personnel and was measured with four items adapted from DeLone and McLean (2003), Webster and Hackley (2003), and Thurmond and Wambach (2002). Course quality refers to the quality of e-learning system outputs of learning resources. Three items for measuring course quality were adapted from prior studies by Saarinen (1996), Arbaugh (2000), and DeLone and McLean (2003).

Self-efficacy is defined as the confidence in one’s ability to perform certain learning tasks using an e-learning system by Pituch and Lee (2006). Three items for assessing self-efficacy were adapted from research by Joo, Bong and Choi (2000) and Liaw, Huang and Chen (2007).

Perceived usefulness, perceived ease of use and behavioural intention to system use are three main TAM variables developed by Davis and Venkatesh (1996). Perceived usefulness measures the re-user’s perceptions on the e-learning system effectiveness of improving academic and job performance. Perceived ease of use in the e-learning context refers to the user’s perception on ease of use of the system related to accomplishing the e-learning tasks. Behavioural intention to re-use is the dependent variable and is defined as the degree to which users intend to re-use the e-learning system or increase their use of it in the future. Five items for perceived usefulness, three items for perceived ease of use, and three items for intention to system use were adopted from prior work by Davis and Venkatesh (1996), and Ngai, Poon and Chan (2007).

All items were measured by the respondent’s level of agreements or disagreements with the statements on a five-point Likert Scale (1 - “strongly disagree” to 5 - “strongly agree”). Survey participants need to indicate their level of agreement or disagreement with the statements on the five-point Likert Scale. In addition to the model measurement items, the survey also collects information on respondents’ demographics.

(Table 2. List of constructs and survey items is about here)

3.2 Sampling and survey procedures

The sample for this study was part time e-learning students at the undergraduate level who were working in rural areas. The students were registered in the Network Education College which is one of the colleges in a top Chinese Agricultural University. The college offers 16 courses related to agricultural areas and has over 10,000 students. The majority of students are from the local county. The participants were randomly selected from the groups of students who are working on their final stage of studies. The survey questionnaire was refined and revised based on the feedback of pilot interviews and tests with 45 students from another e-learning programme. With the assistance of course managers, 350 questionnaires were distributed and 280 validated responses were collected by course managers. To ensure a high response rate, the survey was conducted in the local study centres when students came to their classes or took their exams. In addition to the user-friendly questionnaire

design, the university's course managers' assistance was a key factor in ensuring the high response rate in the study. Table 3 shows the demographic profile of the respondents.

(Table 3 Respondent profile is about here)

4 Data analysis

The measurement and research models were tested using the structural equation modelling (SEM) technique which has been used in measuring user's acceptance of information technology. The computer software program LISREL (Linear Structural Relation) 8.80 was used. According to the recommendation by Anderson and Gerbing (1988), the minimum sample size for the SEM approach is 200. One rule of thumb found in the literature is that the sample size should be more than 8 times the number of variables in the model (Garson, 2010). Therefore, 280 questionnaires for this study were considered as acceptable for the SEM analysis involving 32 variables (see table 2). Using LISREL for SEM analysis consists of measurement model validation and structural equation model testing. The measurement model should be assessed before the structural equation model is examined.

4.1 Analysis of measurement model

The adequacy of the measurement model was evaluated by confirmatory factor analysis, which is proposed to verify the reliability and validity of the measures. Eleven assessments of fit measures were used to evaluate the validity of the hypothetical model constructs. Multiple criteria measures were used to measure the model fit, which are absolute fit measures, incremental fit measures and parsimonious fit measures. Following the LISREL data analysis practice, 7 problematic items of the 32 items were deleted and the measurement model was re-assessed. The results in Table 4 show that all indices of the revised measurement model either exceeded (70%) or were close to (30%) the recommended level. Therefore, it was judged that the full hypothetical model fits the observed data adequately and the component fit measure can be then assessed.

(Table 4 Results of revised measurement model fit statistics is about here)

In this study, all estimates of parameters were calculated by LISREL with system ML (maximum likelihood) estimation approach. To assess the reliability, the composite reliability was computed. As shown in Table 5, composite reliability values vary from 0.691 to 0.895 which are all above the minimum value of 0.60 suggested by Bagozzi and Yi (1988). Convergent validity was evaluated by using factor loading and average variance extracted (AVE). To assess the convergent validity of the instrument, Fornell and Larcker (1981) suggested that construct reliabilities should be above 0.7, and the AVE by each construct must exceed the variance due to measurement error for that construct (i.e. AVE should exceed 0.5). For a satisfactory degree of the discriminant validity, the average variance extracted can be used to assess discriminant validity (Pituch and Lee, 2006). Fornell and Larcker (1981) recommended that AVE for each construct should exceed the squared factor correlations between that construct and other constructs. Table 6 shows AVE square roots and inter-correlations of the revised measurement model. As seen in table 6, the correlations between factors are smaller than the corresponding square root of AVE. Therefore, all corresponding results of estimations in Table 5 and 6 indicate that the revised measurement model fit criteria of factor loading and AVE exceeded the suggested threshold level. In the meanwhile, t values are all above 1.96 with the significant level 0.05.

(Table 5. Results of estimations of construct measurements)

(Table 6. AVE square roots and inter-correlations of revised measurement model)

4.2 Structural model testing results

The significance of the structural model test and individual direct effects, indirect effects and the total effects are summarized in Table 7 and shown in figure 4. Overall, 11 of the 12 hypotheses are supported with statistical significance.

System functionality, system response and system interactivity had a significant positive direct effect on perceived ease of use (0.475, 0.342, 0.289). The result also shows that self-efficacy has a direct effect on perceived ease of use (0.316). These determinants account for 58.9% of the variance in perceived ease of use. The total effect of perceived ease of use on behavioural intention is 0.709.

As there is no significant effect of system interactivity on perceived usefulness (0.101, $p>0.05$), hypothesis 6 is not supported. For the positive relationship between perceived ease of use and perceived usefulness, the direct effect is 0.408. The total effects of system functionality and system response on perceived usefulness are 0.551 and 0.208 respectively. The variables explained 52.2% of the variance in perceived usefulness. The total effect of perceived usefulness on behavioural intention is 0.735.

System service quality, course quality and self-efficacy have a significant positive direct effect on behavioral intention to re-use (0.611, 0.608, 0.102). The result also shows the total effect of self-efficacy on behavioral intention to re-use (0.253). These determinants account for 60.9% of the variance in behavioural intention.

(Table 7. Results of model testing is about here)

(Fig. 4. Model testing results is about here)

5 Discussion

The results of the data analysis demonstrate that the proposed research model is effective in explaining contributing factors affecting the behavioural intention of e-learning system re-use. Most of the causal relationships between the constructs postulated by the research model are well supported.

The findings reveal that perceived usefulness has the strongest direct effect on the e-learner's intention to re-use the e-learning system ($\beta=0.735$). It seems that people living in rural areas are more concerned about the usefulness of e-learning because it is important for them to be able to improve their personal qualifications and enhance their career prospective through the use of e-learning systems. Coping with the rapid economic development in rural areas in China, people pay more attention to continuous education. Thus, the advantages of e-learning can provide the opportunities to meet the educational demand.

Perceived ease of use is also found to have significant influence on behavioural intention ($\beta=0.709$). This suggests that it is important to develop easy to use and user friendly e-learning systems. Our findings reveal that the perceived ease of use positively affects the perceived usefulness although there are still different views and debates on examining the relationship between the perceived ease of use and the perceived usefulness in the literature (e.g. Mathieson, 1991; Venkatesh and Davis, 2000; Roca and Gagne, 2008).

Service quality ($\beta=0.611$) and course quality ($\beta=0.608$) appear to be the significant determinants of e-learners' behavioural intention to re-use. The results suggest that staff support and interaction between students and teachers strongly affect e-learners' intention to re-use. Due to students' limited access to the learning facilities and education centres in rural China, teachers' support of learning through regular communications, interactions and tutoring is essential. Also, the course quality, such as the course content and assessment affects the learner's intention to re-use.

E-learners' computer self-efficacy appears to have a significant effect on behavioural intention ($\beta=0.253$). The study identifies that computer self-efficacy is also related to the perceived ease of use ($\beta=0.316$). This finding is consistent with prior e-learning studies. For example, computer-efficacy is examined with a significant positive effect on perceived ease of use of e-learning (Venkatesh and Davis, 1996), and with significant positive effects on perceived usefulness, ease of use, and negative effects on perceived credibility of e-learning (Wang, 2003).

Compared with system response and system interactivity, system functionality has the higher effect on perceived ease of use ($\beta=0.475$) and perceived usefulness ($\beta=0.551$). System functionality and system response indirectly influence the learners' intention to re-use the system. It is found that system interactivity has no significant effect on perceived usefulness. This result is not unexpected because the multiple communication tools provided by the Internet, such as email, MSN, QQ (similar to MSN) and telephone, are easy to use and popular in China, so learners and teachers may choose to use one of those tools instead of interacting through the e-learning system. However, system interactivity positively affects the behavioural intention of re-use, mediated by the perceived ease of use.

Through the development and empirical validation of the hybrid research model, a number of interesting implications are generated, which will help e-learning providers in rural areas of China to improve the e-learning success. Firstly, it is essential for system designers to use appropriate system features and functions which can effectively facilitate the teaching and learning process and outcomes. Active users' (both teachers and students) involvement in e-learning system design would help to identify the most suitable functionalities and features that meet their needs. Secondly, as the course quality significantly affects the learner's intention to re-use an e-learning system, pedagogical principles, including principles of developing and structuring the course content, should be employed in the development and evaluation of relevant curriculum. E-learning content developed for learners in rural areas of China must be practical and relevant to learners' personal development goals and work requirements, so that the learners can benefit from the learning outcomes and improve their work performance eventually. Thirdly, a perfectly designed e-learning system will only work well with appropriate e-learning service quality. Therefore, human interaction as an important part of services must not be underestimated and eliminated. Finally, as perceived ease of use has a strong impact on e-learning success, e-learning providers in China must consider the low education level of people living in rural areas and take effective measures to improve the ease of use. For example, in addition to designing an easy to use system, user instructions and manuals may be necessary to provide useful guidelines and improve the ease of use.

6 CONCLUSION

In conclusion, this study proposed and empirically validated a hybrid research model based on TAM, ISS model and self-efficacy theory. This integrated hybrid model aims to examine the factors which effect a user's behavioural intention to re-use an e-learning system. The validated model shows a good fit with data collected and demonstrates satisfactory power in explaining the behaviour of e-learners in rural China. The model identifies the relationships between the e-learning system re-use and system characteristics, perceived ease of use, perceived usefulness, service quality, course quality and self-efficacy respectively. An empirical study was conducted to test and validate the research model and investigate the degree of the impact of specific variables. The results provide valuable insights which may help practitioners and researchers to better understand how e-learners' experience and perceptions impact on their intention to re-use which is arguably an effective overall indicator for measuring e-learning system success. This better understanding from multidimensional perspectives can offer a holistic view on the ways to improve e-learning system development and use.

A number of important contributions have been made in this study. First, the literature reveals that limited attempts in adopting or developing research models to examine Chinese e-learners' behaviour have achieved less than satisfactory results in predicting e-learning system adoption/intention in the past. This research has attempted to address the challenge by proposing and validating a hybrid model underpinned by a number of relevant theories. Based on our belief that intention to re-use is a key success indicator, the model incorporated the information systems success constructs to examine the factors affecting e-learning system success.

Second, the hybrid model is effective in explaining the relationships between contributing factors and their affect on behavioural intention of users to re-use a system. As a result, the model can better inform research on identifying multiple factors affecting not only e-learning system success, but also other types of systems success, such as information and knowledge management systems.

Third, empirical evidence is provided to support the notion that intention to re-use is affected by multiple key factors pertinent to the technology, users and application context.

Fourth, this is a first attempt to study how e-learners' experience and perceptions affect their intention to re-use a system in the context of rural education in China. The findings are significant in terms of the practical implications for improving education and reducing knowledge gaps between modern cities and vast underdeveloped rural regions in China.

Fifth, validation of the theories in the context of e-learning systems in rural China is significant as it proves that, despite the cultural, political and economical differences, the integration of relevant theories developed in Western countries worked well in this context.

Finally, the model helps to identify the key factors and the extent of their impact which enables e-learning providers to be more focused with their effort and work more effectively on future improvement.

Although the study followed a rigorous validation procedure to develop and test the model constructs and the findings may contribute to the better development and use of e-learning systems in rural China, it also has limitations. The data used were collected from a sample of e-learners engaged in a specific e-learning system in China. Caution should be made when applying the model and findings in different contexts. For example, e-learners' behaviour intention in urban China can be different due to their higher level of IT competence and educational qualifications. E-learners in rural area of other Asia countries may also exhibit different behaviour intention due to significant differences in political and social systems and cultural environment between China and other Asia regions. However, the research model and its associated measures provide scope for developing future research, such as to study e-learners behaviour intention with samples from different age groups, in different geographic locations, or using specific design elements of e-learning. Also, the level of similarities of the effects among certain constructs may cause concern because of the potential effect of common method variance which refers to the amount of spurious covariance shared among variables because of the common method used in collecting data (Buckley *et al.* 1990, cited by Malhotra, Kim and Patil, 2006). However, it can be argued that although the effect of common method variance might contribute to the high level of similarities, this does not invalidate the findings. Malhotra, Kim and Patil (2006) conducted a comprehensive and systematic analysis of past IS research and suggested that common method biases in the IS domain are not as serious as those found in other disciplines as the inflated correlation resulting from common method variance is smaller than that reported in other disciplines.

References

- Anderson J.C. and Gerbing D.W. (1988).Structural equation modelling in practice: a review and recommended two step approach. *Psychological Bulletin*, 103, 411-423.
- Arbaugh J.B. (2000).Virtual classroom characteristics and student satisfaction with internet-based MBA courses. *Journal of Management Education*, 24(1), 32-54.
- Bagozzi R.P. & Yi, Y. (1988). On the evaluation of structural equation models. *Journal of the Academy of Marketing Science*, 16, 74-94.
- Benbasat I. & Barki H. (2007). “Quo vadis TAM”. *Journal of the Association for Information Systems*, Vol. 8: 211-218.
- Bandura A. (1977). Self-efficacy: toward a unifying theory of behavioral change. *Psychological Review*, 84 (2), 191-215.
- CNNIC, China Internet Network Information Center. (2009, Jan 14).The 23th statistical report on China internet development. Available on line: <http://research.cnnic.cn/html/1245053573d634.html> (in Chinese)
- CNNIC, China Internet Network Information Center. (2010, May 20). The statistical report on China rural areas’ internet development. Available on line: <http://www.cnnic.cn/uploadfiles/pdf/2009/4/13/172038.pdf> (in Chinese)
- Davis F. D., Bagozzi R. P. & Warshaw P. R. (1989).User acceptance of computer technology: a comparison of two theoretical models. *Management Science*, 35, 982-1003.
- Davis F. D. & Venkatesh V. A. A. (1996).Critical Assessment of Potential Measurement Biases in the Technology Acceptance Model: Three Experiments. *International Journal of Human-Computer Studies*, 45(1), 19-45.
- DeLone W. H. & McLean E. R. (2003).The DeLone and McLean Model of Information Systems Success: A Ten-Year Update. *Journal of Management Information Systems*, 19(4), 9-30.
- Duan, Y. He, Q. Feng W. Li, D. & Fu Z. 2010. A study on e-learning take-up intention from an innovation adoption perspective: A case in China, *Computers & Education*, 55(2), 237-246
- Fornell, C., & Larcker, D. F. (1981). Evaluating structural equation models with unobservable variables and measurement error. *Journal of Marketing Research*, 18(1), 39-50.
- Garson G. D., (2010). Structural Equation Modelling. *North Carolina State University*. Course website: <http://faculty.chass.ncsu.edu/garson/PA765/structur.htm>
- Guo L. (2006) A review on the status quo of tutorial system of e-learning programs and prediction of the trend of the future. *Modern e-learning research*. 84(6):42-44. (in Chinese)
- Guo Y. J. & Yuan X. B. (2009) An investigation on e-learning courses design and application. *China long distance education*. 2: 46-49. (in Chinese)
- Heo J. & Han I. (2003). Performance measure of information systems (IS) in evolving computing environments: An empirical investigation. *Information and Management*, 40(4), 243-256.
- Hu P., Hu P. J., Clark T. H. & Ma W. (2003). Examining technology Acceptance by School Teachers: A Longitudinal Study. *Information and Management*. 41,227-241.
- Joo Y. J., Bong M. M. & Choi H. J. (2000). Self-efficacy for self-regulated learning. Academic self-efficacy and internet self-efficacy in web-based instruction. *Educational Technology Research and Development*, 48(2), 5-17.
- Lang X. L. (2006) The strategy on the learning methodology in e-learning programs. *Modern e-learning research*. 4: 22-25. (in Chinese)
- Lau S.H. & Woods P.C. (2008). An investigation of user perceptions and attitudes towards learning objects. *British Journal of Educational Technology*. 39(4), 685-699.
- Lee, Y., K.A. Kozar & Larsen, K.R.T. (2003). The Technology Acceptance Model: Past, Present, and the Future. *Communications of the AIS*, 12, 752-780.
- Lee J. K. & Lee W. K. (2008). The relationship of e-Learner’s self-regulatory efficacy and perception of e-Learning environmental quality. *Computers in Human Behaviour*, 24, 32-47.
- Liao H. L. & Lu H. P. (2008). The role of experience and innovation characteristics in the adoption and continued use of e-learning websites. *Computers & Education*, 51, 1405-1416.

- Liaw S. S, Huang H. M. & Chen G. D. (2007) An activity-theoretical approach to investigate learners' factors toward e-learning systems. *Computers in Human Behavior*, 23: 1906-1920.
- Lim C.K. (2000). Computer self-efficacy, academic self-concept and other factors as predictor of satisfaction and future participation of adult learners in web-based distance education. Dissertation abstracts international, 61, 02A (UMI No. 9962612).
- Malhotra N. K., Kim S.S., & Patil A. (2006). Common Method Variance in IS Research: A Comparison of Alternative Approaches and a Reanalysis of Past Research. *Management Science*. 52(12). 1865-1883.
- Mathieson K., (1991). Predicting user intentions: Comparing the technology acceptance model with the theory of planned behavior. *Information Systems Research*. 2(3), 173-191.
- McGill T. & Klobas J. (2003). A task-technology fit view of learning management system impact. *Computers & Education*. 52 (2), 496-508.
- Ministry of Agriculture. (2005, Sep 23).The national strategic planning for scientific training programme for rural adults. (2003-2010). Available online: http://natesc.agri.gov.cn/Html/2003-10-30/2_1967_2003-10-30_29322.html (in Chinese)
- NBS, National Bureau of Statistics of China. (2008, Jan 4). The report of the fifth national population Census. Available on line: <http://www.stats.gov.cn/tjsj/pcsj/rkpc/dwcrkpc/> (in Chinese)
- Ngai E. W. T., Poon J. K. L. & Chan Y. H. C. (2007). Empirical examination of the adoption of WebCT using TAM. *Computers&Education*, 48,250-267.
- Ong C S, Lai J Y. (2006) Gender difference in perceptions and relationships among dominants of e-learning acceptance. *Computers in Human Behavior*, 22: 816-829.
- Pituch K. A. & Lee Y. K. (2006). The influence of system characteristics on e-learning use. *Computers & Education*, 47, 222-244.
- Palloff, R. M., & Pratt, K. (1999). Building learning communities in cyberspace: Effective strategies for the online classroom. San Francisco, CA: Jossey-Bass Publishers.
- Roca J. C. & Gagne M. (2008). Understanding e-learning continuance intention in the workplace: A self-determination theory perspective. *Computers in Human Behavior*, 24, 1585-1604.
- Saarien T. (1996). An expanded instrument for evaluating information system success. *Information & Management*, 31(6), 103-118.
- Thurmond V.A. & Wambach K. (2002). Connors HR. Evaluation of student satisfaction: determining the impact of a web-based environment by controlling for student characteristics. *The American Journal of Distance Education*, 16(3), 169-189.
- van Raaij E. M. & Schepers J. J. L. (2008). The acceptance and use of virtual learning environment in China. *Computers & Education*, 50, 838-852.
- Venkatesh V. & Davis F.D. (1996). A model of the antecedents of perceived ease of use: development and test, *Cecision sciences*, 27 (3), 451-481.
- Venkatesh V. & Davis F. D. (2000). A theoretical extension of the technology acceptance model: Four longitudinal field studies. *Management Science*, 46(2), 186-204.
- Wang Y. S. (2003) Assessment of learner satisfaction with asynchronous electronic learning systems. *Information and Management*, 41(1): 75-86.
- Wang Y.S., Wang H.Y. & Shee D.Y. (2007). Measuring e-learning systems success in an organizational context: Scale development and validation. *Computers in Human Behaviour*, 23, 1792-1808.
- Webster J. & Hackley P. (2003). Teaching effectiveness in technology-mediated distance learning. *Academy of Management*, 41(1), 75-86.

Table 1. Research hypotheses

Hypotheses	Statements
H1(+)	System functionality will have a positive effect on perceived usefulness (PU).
H2(+)	System functionality (SF) will have a positive effect on perceived ease of use (PEOU).
H3(+)	System response will have a positive effect on perceived usefulness.
H4(+)	System response (SR) will have a positive effect on perceived ease of use.
H5(+)	System interactivity will have a positive effect on perceived usefulness.
H6(+)	System interactivity (SI) will have a positive effect on perceived ease of use.
H7(+)	Perceived ease of use will have a positive effect on perceived usefulness.
H8(+)	System service (SS) quality will have a positive effect on behavioural intention of re-use (BI).
H9(+)	System course (SC) quality will have a positive effect on behavioural intention of re-use.
H10(+)	Perceived usefulness will have a positive effect on behavioural intention of re-use.
H11(+)	Perceived ease of use will have a positive effect on behavioural intention of re-use.
H12(+)	Self-efficacy (SE) will have a positive effect on behavioural intention of re-use.

Table 2. Research constructs and related survey items

Construct	Items	Statement	References
System functionality	SF1	The system can clearly present the course information in a readable format.	Pituch and Lee (2006); self-developed
	SF2	The system provides multimedia types of course content.	
	SF3	The system can provide the function use accurately.	
	SF4	The system interface and design are complete and consistent.	
	SF5	The linking among all the system webs is efficient.	
System response	SR1	The system response is fast.	Pituch and Lee (2006); self-developed
	SR2	The speed of download and upload is consistent.	
	SR3	In general, the system operation is stable.	
System interactivity	SI1	The e-learning system enables communication between students.	Pituch and Lee (2006); self-developed
	SI2	The e-learning system enables communication between students and teachers.	
	SI3	The communication tools in the e-learning system are effective.	
System service quality	SS1	The instruction and manuals have enhanced the learning efficiency.	DeLone and McLean (2003), Webster and Hackley (2003), Thurmond et al.(2002)
	SS2	I believe the staff in charge of e-learning are aware of my concerns.	
	SS3	I find the communication and tutorials are good between tutors and students.	
	SS4	Tutors show a sincere interest in solving my problems.	
E-learning course quality	EC1	E-learning content provides abundant information and problem-solving techniques.	Saarinen (1996), Arbaugh (2000), DeLone and McLean (2003)
	EC2	The lecture content is communicated with few errors.	
	EC3	The methods of evaluation and assessment of the course are appropriate.	
Self-efficacy	SE1	I could complete the learning if the computer and internet facilities are provided.	Joo et al.(2000), Liaw and Huang (2003)
	SE2	I would feel confident to use the e-learning system even if I had never used it before.	
	SE3	I feel confident to complete my learning activities using the e-learning system with the instruction and manuals for reference.	
Perceived ease of use	PEOU1	I find it is easy to get the e-learning system to do what I want it to do.	Davis(1996), Ngai et al.(2007)
	PEOU2	Learning to operate the e-learning system is easy for me.	
	PEOU3	I believe the e-learning system is easy to use.	
Perceived usefulness	PU1	Using the e-learning system allows me to accomplish learning tasks more quickly.	Davis(1996), Ngai et al. (2007)
	PU2	Using the e-learning system enhances my effectiveness in learning.	
	PU3	Using the e-learning system makes it easier to learn course content.	
	PU4	Using the e-learning system increases my learning productivity.	
	PU5	I believe the e-learning system to be useful in my learning.	
Behavioral intention to use	BI1	Assuming that I had access to the e-learning system, I intend to re-use it.	Davis(1996), Ngai et al. (2007)
	BI2	Given that I had access to the e-learning system, I predict that I would re-use it.	
	BI3	I would re-use the e-learning system to assist my self-study.	

Table 3. Respondent profile

Profile	Frequency	Percentage
Gender		
Male	148	52.9%
Female	132	47.1%
Age		
18-30	167	59.6%
31-40	97	34.6%
41-50	12	4.3%
Over 50	4	1.4%
Years of HE study		
1	115	41.1%
2	97	34.6%
3	43	15.4%
4	20	7.1%
Above 4	5	1.8%
Computer skills at the start of the course		
Novice	53	18.9%
Intermediate	194	69.3%
Expert	33	11.8%
Computer owner		
Yes	268	95.7%
No	12	4.3%

Table 4. Results of revised measurement model fit statistics

Assessment of fit measures		Recommended value	Result
Absolute fit measures	χ^2/df	0-3	525/421=1.25
	GFI	>0.90	0.878
	RMR	<0.05	0.045
	RMSEA	\leq 0.05	0.03
Incremental fit measures	AGFI	>0.90	0.855
	NFI	>0.90	0.878
	NNFI	>0.90	0.957
	IFI	>0.90	0.963
Parsimonious fit measures	PNFI	>0.50	0.578
	PGFI	>0.50	0.744

Table 5. Results of estimations of construct measurements

Factor	Item	Unstandardized		Standardized	Composite reliability	Average variance extracted
		factor loading	t value	factor loading		
SF	SF1	1.000		0.805	0.895	0.632
	SF2	1.046	15.457	0.859		
	SF3	0.930	14.773	0.831		
	SF4	0.903	14.474	0.819		
SR	SR1	1.000		0.700	0.828	0.620
	SR2	1.281	11.891	0.896		
	SR3	1.002	10.617	0.752		
SI	SI1	1.000		0.891	0.862	0.678
	SI2	0.983	16.498	0.891		
	SI3	0.654	11.625	0.769		
SS	SS1	1.000		0.887	0.734	0.534
	SS2	0.676	10.360	0.788		
SE	SE1	1.000		0.814	0.691	0.531
	SE2	0.637	7.151	0.799		
EC	EC1	1.000		0.715	0.722	0.500
	EC2	1.091	5.902	0.712		
PEOU	PEOU1	1.000		0.704	0.762	0.518
	PEOU2	0.941	9.052	0.785		
	PEOU3	1.094	9.808	0.767		
PU	PU1	1.000		0.709	0.872	0.586
	PU2	1.262	13.861	0.952		
	PU3	1.125	12.227	0.815		
	PU4	1.035	11.310	0.753		
BI	BI1	1.000		0.783	0.695	0.532
	BI2	0.936	7.740	0.770		

Table 6. AVE square roots and inter-correlations

	SF	SR	SI	SS	SE	EC	PEOU	PU	BI
SF	0.795								
SR	0.746**	0.787							
SI	0.528**	0.279**	0.823						
SS	0.618**	0.684**	-0.036	0.730					
SE	0.153*	0.269**	0.444**	-0.026	0.729				
EC	0.667**	0.464**	0.435**	0.561**	-0.029	0.707			
PEOU	0.713**	0.679**	0.177**	0.715**	0.131*	0.442**	0.720		
PU	0.523**	0.389**	0.672**	0.225**	0.538**	0.462**	0.268**	0.766	
BI	0.173*	0.068	0.405**	0.038	0.181**	0.317**	-0.013	0.453**	0.729

* $\rho < 0.05$.

** $\rho < 0.01$.

Table 7. Results of model testing using SEM

Latent variables	Independent variables	Standardized estimation		
		Direct effects	Indirect effects	Total effects
PEOU ($R^2 = 0.589$)	SF	0.475		0.475*
	SR	0.342		0.342*
	SI	0.298		0.298*
	SE	0.316		0.316*
PU ($R^2 = 0.522$)	SF	0.329	0.222	0.551*
	SR	0.020	0.188	0.208*
	SI	0.096	0.005	0.101
	PEOU	0.408		0.408*
BI ($R^2 = 0.609$)	SS	0.611		0.611*
	EC	0.608		0.608*
	PEOU	0.277	0.432	0.709*
	PU	0.735		0.735*
	SE	0.102	0.151	0.253*

* $\rho < 0.05$

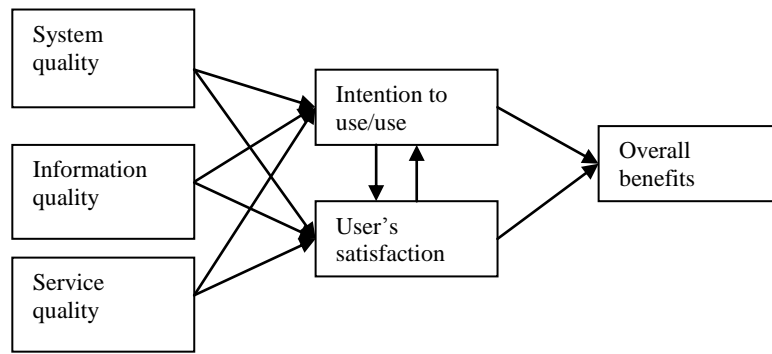


Fig. 1. Information system success model (DeLone and McLean, 2003)

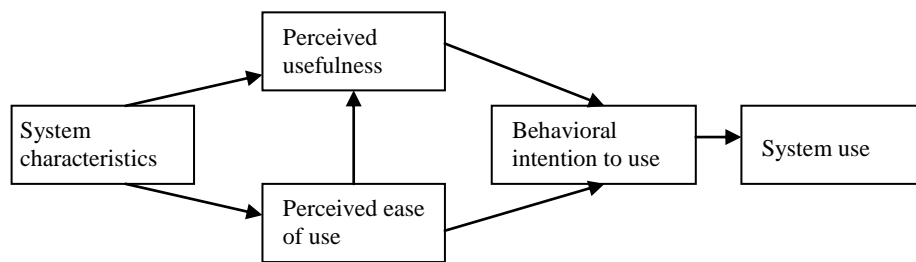


Fig. 2. Technology acceptance model (Davis and Venkatesh, 1996)

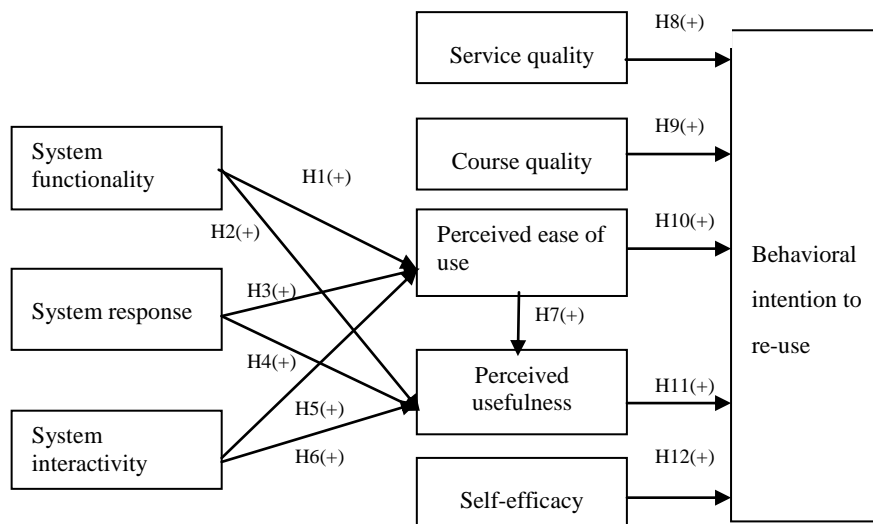


Fig. 3. Research model

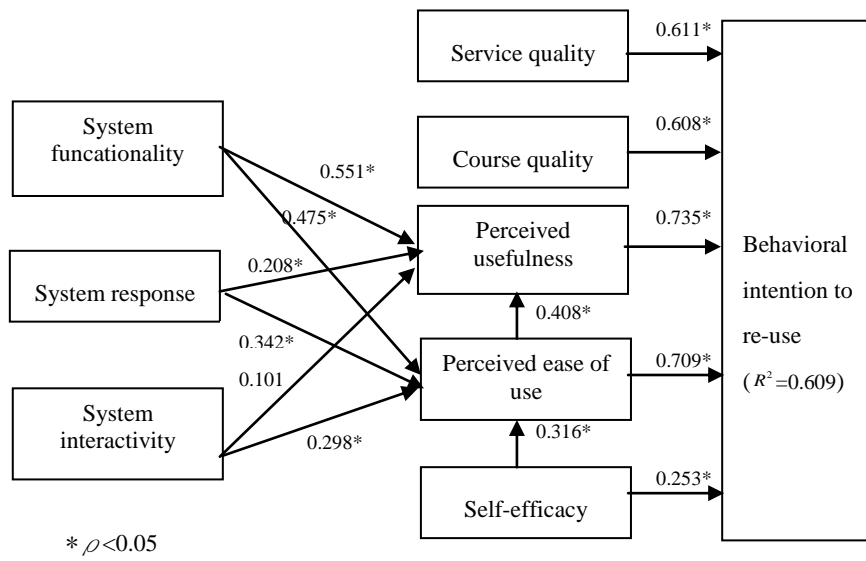


Fig. 4. Model testing results